


# GUELL 2.5+ A/W

Part number LTF1625FA840



## Description

LED floodlight for indoor and outdoor, comprising:

- Die-cast aluminium housing, polyester powder coat finish ISO 9227/12944 - ISO 9223 (C5)
- Extra clear, toughened, flat glass diffuser
- High-performance polished, oxidised, iridescence-free, aluminium reflector (Al 99,99)
- Anti-ageing custom moulded silicone sealing gasket(s)
- M20x1,5 cable gland for cables Ø10–Ø14 mm
- Stainless steel locking hardware
- Fully integrated stainless steel aluminium spring clips
- Powder-coated steel tiltable bracket
- Openable and maintainable luminaire (future-proof)
- Protected against power surges up to 10 kV
- Other colour temperatures (CCT) and colour rendering index (CRI) options available. Consult factory
- Design by GIORGIO LODI

To maintain the regular updating of our products, PERFORMANCE iN LIGHTING reserves the right to make changes without prior notice. For the most up to date information we always recommend you read the latest version published on the website [www.performanceinlighting.com](http://www.performanceinlighting.com). Delivered luminaire lumen outputs and power consumptions, including losses, are subject to a tolerance of +/- 7%, and unless otherwise stated the values apply to an ambient temperature of 25°C. Terms of warranty are available at <https://www.performanceinlighting.com/gr/company/led-warranty>

## Product data

ETIM Group:	EG000027	ETIM Class:	EC001744
-------------	----------	-------------	----------

## General information

Lampholder:	LED	Light source:	LED
Lightsource lumen output [lm]:	33288	Luminaire lumen output [lm]:	27200
Luminaire wattage [W]:	212 W	Luminous efficacy [lm/W]:	128
CRI:	80	Colour temperature [K]:	4000
Colour / Finishing:	GR-94 / Metallic grey / Textured	IP degree of protection:	IP66
Impact resistance / impact energy:	IK07 3J xx5	Protection class:	I
Optic:	A40/W - Asymmetric Wide	Net weight [kg]:	6,599
Overall length [mm]:	355	Overall width [mm]:	425
Overall height [mm]:	85		

## Mechanical features

Shape:	Rectangular	Housing material:	Aluminium
Diffuser material:	Glass	Glow wire test [°C]:	650 °C
Frontal exposed area [m <sup>2</sup> ]:	0,03	Lateral exposed area [m <sup>2</sup> ]:	0,03
Top exposed area [m <sup>2</sup> ]:	0,14		

## Electrical features

Voltage type:	AC	Input voltage [V AC]:	100/305
Input frequency [Hz]:	50/60	Power factor / COS Φ:	>0,9
Surge protection   Common [kV]:	10.000000	Surge protection   Differential [kV]:	6.000000
Inrush current [A/μs]:	120 / 200	C10 1.5 mm <sup>2</sup> :	5
C16 2.5 mm <sup>2</sup> :	9	B10 1.5 mm <sup>2</sup> :	3
B16 2.5 mm <sup>2</sup> :	5		

## Installation

Application area:	Outdoor lighting	Mounting type:	Professional floodlight
Min. ambient temperature [°C]:	-40	Max. ambient temperature [°C]:	25
Min. distance from lighted object [m]:	1,00		

## Light features

MacAdam:	3	Lumen maintenance:	L80B10@78000h
Distribution of light emission:	Direct	DFF - Downward Flux Fraction [%]:	100
UFF - Upward Flux Fraction [%]:	0	Luminous Intensity Class:	G'6
Zero light pollution (ULR = 0%):		IPEA* (road lighting):	A++

To maintain the regular updating of our products, PERFORMANCE iN LIGHTING reserves the right to make changes without prior notice. For the most up to date information we always recommend you read the latest version published on the website [www.performanceinlighting.com](http://www.performanceinlighting.com). Delivered Luminaire Lumen outputs and power consumptions, including losses, are subject to a tolerance of +/- 7%, and unless otherwise stated the values apply to an ambient temperature of 25°C. Terms of warranty are available at <https://www.performanceinlighting.com/gr/company/led-warranty>

IPEA\* (large areas, roundabouts): A6+

---

IPEA\* (cycle-pedestrian): A3+

---

IPEA\* (green areas): A3+

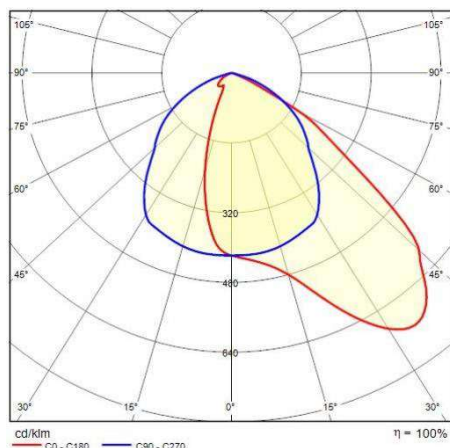
---

IPEA\* (historic city centers): A7+

---

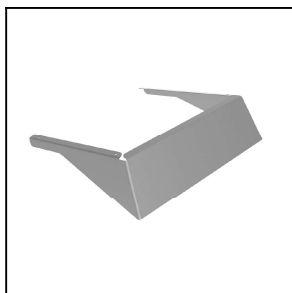
To maintain the regular updating of our products, PERFORMANCE IN LIGHTING reserves the right to make changes without prior notice. For the most up to date information we always recommend you read the latest version published on the website [www.performanceinlighting.com](http://www.performanceinlighting.com). Delivered luminaire lumen outputs and power consumptions, including losses, are subject to a tolerance of +/- 7%, and unless otherwise stated the values apply to an ambient temperature of 25°C. Terms of warranty are available at <https://www.performanceinlighting.com/gr/company/led-warranty>

## Photometric data




## Optional accessories

## GUELL 2.5+

**LTF1A3652**

Louvre GUELL 2.5+

■ GR-94 / Metallic grey

**LTF1A5603**


Protective grid GUELL 2.5+

□ GS1

**14012294**


Steel 'U' bolt clamp for Ø 60-80 mm poles painted aluminium grey

■ GR-94 / Metallic grey

**310966**

Single pole top support GUELL 2.5

■ GR-94 / Metallic grey

**310967**

Double pole top support GUELL 2.5

■ GR-94 / Metallic grey