

PRODUCT DATASHEET

ENDURA Classic Lantern Cylinder E27 White

ENDURA® Classic Lantern Cylinder | Wall luminaire, cylindrical shaped with glass diffuser



Areas of application

- Entrance lighting
- Patios, balconies

Product benefits

- High flexibility in the choice of the light source thanks to E27 socket
- Easy and quick installation

Product features

- Diffuser made of frosted glass
- Die-cast aluminum housing
- Type of protection: IP43



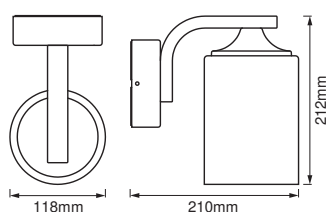
TECHNICAL DATA

Electrical data

Nominal voltage	220...240 V
Mains frequency	50...60 Hz
Protection class	I
Operating mode	Mains voltage

Dimensions & Weight

Diameter	118.0 mm
Length	210.00 mm
Width	118.00 mm
Height	212.00 mm
Product weight	1200.00 g



ENDURA CLASSIC LANTERN CYL
E27

Materials & Colors

Product color	White
Housing color	White
Body material	Aluminum
Cover material	Glass
Mercury content	0.0 mg

Application & Mounting

Ambient temperature range	-20...+40 °C
Temperature range at storage	-20...+40 °C
Type of connection	Screw terminal
Type of protection	IP43

Dimmable	No
Mounting type	Surface
Application environment	Outdoor
With light source	No
Replaceable light source	No
Holder designation	E27

Certificates & Standards

Standards	CE / EAC
Luminaire with limited surface temperature, "D sign"	No

Additional product data

Product remark	Maximum bulb wattage: 60 W
Number of illuminants	1




EQUIPMENT / ACCESSORIES

- Complete mounting and connecting accessories included
- No light sources included

Safety advice

- All electrical connections must be made by a qualified person.
- Caution, risk of electric shock.
- Product in protection class I. All electrically conductive, metallic housing parts that can absorb voltage during operation or during maintenance in the event of a fault must be continuously connected to the protective earthing conductor.

DOWNLOAD DATA

	Documents and certificates	Document name
	User instruction / safety instructions	ENDURA CLASSIC LANTERN CYL E27
	Legal information	Safety insert G11219578
	Declarations of conformity	ENDURA CLASSIC LANTERN CYL

LOGISTICAL DATA

Product code	Packaging unit (Pieces/Unit)	Dimensions (length x width x height)	Gross weight	Volume
4099854452178	Folding box 1	242 mm x 152 mm x 243 mm	1375.00 g	8.94 dm ³
4099854452185	Shipping box 4	506 mm x 324 mm x 273 mm	6250.00 g	44.76 dm ³

The mentioned product code describes the smallest quantity unit which can be ordered. One shipping unit can contain one or more single products. When placing an order, for the quantity please enter single or multiples of a shipping unit.

DISCLAIMER

Subject to change without notice. Errors and omission excepted. Always make sure to use the most recent release.