

# Wi-Fi 7 9300Mbps Tri-Band Ceiling Mount Access Point

WI-AP229BE



## Overview

WI-AP229BE is a high-performance indoor Wi-Fi 7 tri-band ceiling-mounted access point. Complying with 802.11be Wi-Fi 7 standards, it provides concurrent tri-band with access rate up to 9.3Gbps. Supporting Multi-link Operation(MLO), Multi-RUs, MU-MIMO, OFDMA, 4K-QAM and 320MHz, WI-AP229BE can ensure multiple clients access to the Internet at the same time and enables improved data transmission efficiency with reduced latency, which makes it capable of providing remarkable performance in high-density environments such as hotel, office, stadiums and etc,. Besides, it supports 802.3bt PoE input, which makes it easy to make the device deployment. In addition, it supports cloud management, and users can quickly configure, remotely manage and operate network-wide equipment, greatly reducing equipment investment costs.

## Features

### Unleashed Tri-band Wi-Fi Speed up to 9300Mbps

Supporting the 4K-QAM and 6GHz band up to 320MHz, WI-AP229BE provides unprecedented Wi-Fi speed up to 9300Mbps, which enables faster, smoother network experience and reduced latency.

### MLO and Multi-RUs for Boosted Network Performance

With Multi-Link Operation (MLO), WI-AP229BE allows network devices to communicate across multiple bands and channels simultaneously. Introducing Multi Resource Units (Multi-RUs) and puncturing, it enables increased data rate and significantly reduced latency by Utilizing more idle frequency bands.

### Lightning-fast Wired Performance with 10G SFP+ Port

With one 10G SFP Port, provides amazing multi-gigabit performance for higher bandwidth and supports transmission distance up to 20km. Besides, WI-AP229BE provides one 2.5G RJ45 LAN port for blazing-fast wired connections.

### 2.5G 802.3bt PoE-IN Port for Flexible Deployment


Adopting 802.bt PoE Input can enable Ethernet port to carry data and power simultaneously via one cable, making deployment easy and flexible.

## **Automatic Channel and Power Adjustment**

Through channel adjustment, the optimal channel is allocated to each AP to minimize or avoid the interference of adjacent channels and the same channel, which ensures the reliable data transmission in the network.

## **Powerful Cloud Management APP by Wi-Tek**

Set up, manage, view your network anywhere in the Wi-Tek Cloud Management APP.



# Specifications



Model	WI-AP229BE
Hardware Version	V1
Hardware Features	
Memory	1024MB RAM 128MB Flash
Interface	1 x 10Gbps SFP+ Slot 1 x 2.5G RJ45 WAN Port with 802.3bt PoE IN 1 x 2.5G RJ45 LAN Port
Button	1*Reset Button (long press for 8 seconds to restore the factory default configuration)
LEDs	1 x System LED 1 x WAN LED 1 x LAN LED 1 x SFP LED
Power Supply	802.3bt PoE IN or 12V/3A DC
Max. Power Consumption	<36W (Full Load)
Wireless Features	
Standards	IEEE 802.11a/b/g/n/ac/ax/be
Max/Recommended Users	500/300
Data Rates	2.4GHz: 688Mbps 5GHz: 2882Mbps 6GHz: 5764Mbps
MIMO	2.4GHz: 2x2 MU-MIMO 5GHz: 2x2 MU-MIMO 6GHz: 2x2 MU-MIMO
Antenna	2.4GHz: 1.7dBi 5GHz: 4dBi 6GHz: 4dBi
Frequency	2.4GHz: 2.4GHz-2.484GHz 5GHz: 5.150GHz-5.850GHz 6GHz: 5.925GHz-7.125GHz *Please follow national regulations to select the appropriate frequency.

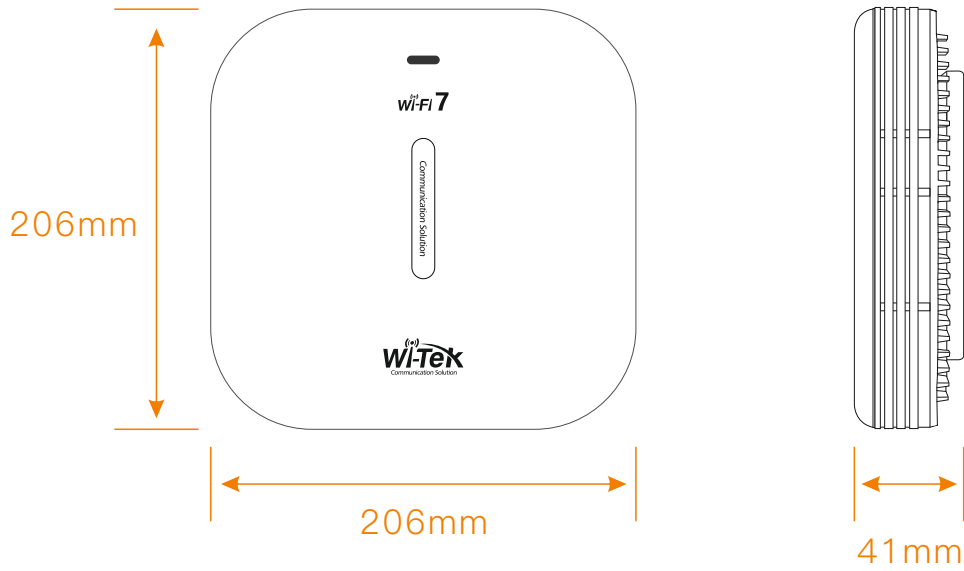
Model	WI-AP229BE
Channel Width	2.4GHz: 20/40MHz 5GHz: 20/40/80/160MHz 6GHz: 20/40/80/160/320MHz
Max. TX power	≤24 dBm(2.4GHz) ≤23 dBm(5GHz) ≤22 dBm(6GHz)
Software Features	
Wireless Mode	Fit AP/Repeater/Wireless Router/WISP Mode (Default: Fit AP mode)
Network	LAN: Static IP, Dynamic IP WAN: Static IP, Dynamic IP, PPPoE Client
Wireless	Wireless Disable or Enable Modify default SSID SSID Hiding
Wireless Security	WPA-TKIP , WPA2-AES, WPA1/WPA2-Mixed, WPA2/WPA3-Mixed, WPA/WPA2-Enterprise
VLAN	Supports IEEE 802.1Q VLAN Supports SSID-to-VLAN mapping
Wi-Fi Schedule	Yes
RF Parameter	Adjustable Country Auto Channel Width Selection Automatic Frequency Selection Adjustable Transmission Power Max Associated STA Weak Signal Rejection Threshold(default: -95dBm) User Isolation(default: disabled) Supports Wi-Fi Multimedia (WMM)
Advanced	Multi-Link Operation (MLO) 320 MHz Channel 4K-QAM Multi-RUs Multiple SSID (Up to 8 per radio) Ping Watchdog Scheduled Reboot DHCP Server NTP Server Diagnosis: PING, TRACERT

Model	WI-AP229BE
Status Monitoring	<p>Base Info: LAN/WAN Info, Wireless Info, System Info</p> <p>Radio Status</p> <p>Real Time Flow Chart</p> <p>Wireless Terminal Station</p> <p>SSID List</p> <p>DHCP Client</p> <p>ARP Table</p> <p>Routing Table</p>
Management	<p>Quickly scan devices by discovery tools</p> <p>Web-based management by locally</p> <p>Support remote management by cloud platforms and app applications</p> <p>Support AC management</p>
Environment	<p>Operating Temperature: -10°C-55°C (14°F-131°F)</p> <p>Storage Temperature: -40°C-70°C(-40°F-158°F)</p> <p>Operating Humidity: 10%-95% (non-condensing)</p> <p>Storage Humidity: 5%-95% (non-condensing)</p>
Others	
Certification	CE, FCC, ROHS, UKCA, RCM
Product Dimensions (excluding mounting kits)	206*206*41mm
Weight (excluding mounting kits)	3.19kg

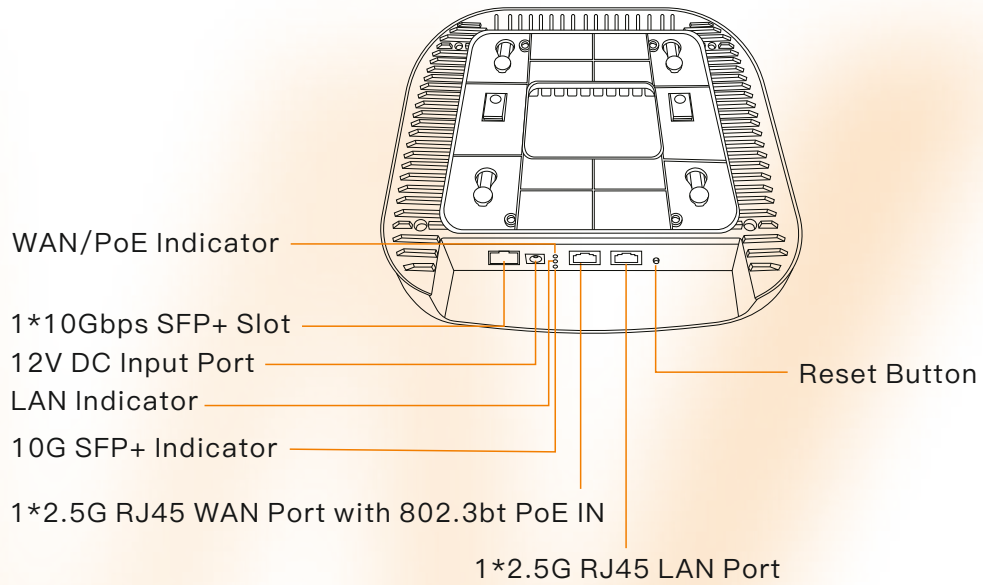
Model		WI-AP229BE
Fast-Roaming AP Combo Recommendations		
Type	Model	Hardware Version
Ceiling-Mount	WI-AP217	V2
	WI-AP218AX	V2
	WI-AP219AX	V2
	WI-AP219AX-Lite	V1
	WI-AP229BE	V1
Wall-Plate	WI-AP419P	V1
Outdoor	WI-AP315	V1
	WI-AP316AX	V1
	WI-AP317	V1
	WI-AP510	V1
	WI-AP518AX	V1
	WI-AP520AX-D	V1

WI-AP229BE

Dimensions (mm)



Back Panel



## Package Contents

Welcome to order our products. After purchasing, you will receive:

Items	Quantity
WI-AP229BE	1 pcs
Plastic Anchor	4 pcs
Self-Tapping Screws	4 pcs
Ethernet Cable	1 pcs
Quick Installation Guide	1 pcs



Wireless-Tek Technology Limited

Address: Building 3, Units 1801-1807, 1812, Huaqiang Era Plaza, Tangwei Community, Fuhai Street, Bao'an District, Shenzhen City, Guangdong Province, China.

Website: [www.wireless-tek.com](http://www.wireless-tek.com)

Tel: 86-0755-32811290

Email: [sales@wireless-tek.com](mailto:sales@wireless-tek.com)

Technical Support: [tech@wireless-tek.com](mailto:tech@wireless-tek.com)



Technical Support



Cloud Management



Company Website